



WEEK
THREE
MAY

SMALL GROUP
PreK/K

PRELUDE SOCIAL WORSHIP STORY GROUPS HOME

PROVIDING TIME FOR FUN INTERACTION
15 MINUTES

MADE TO MOVE

an activity that uses a preschooler's natural desire to move to help them learn



1. SEVEN TIMES HOPPING

WHAT YOU NEED: Green felt squares, scissors, and black permanent marker

WHAT YOU DO:

BEFORE THE ACTIVITY: Cut each felt square into a simple lily pad shape and number them #1 - #7. Line the

lily pads out on the floor of your activity area in number order. Space them out so that your preschoolers can easily hop from one lily pad to the other.

DURING THE ACTIVITY: Gather the children in the activity area. Point out the lily pads and count them with the children. Have them line up in front of the #1 lily pad and take turns hoping from one to the other as you count from one to seven. Repeat until every child has a chance to hop and count.

AFTER THE ACTIVITY: Gather lily pads for clean-up.

WHAT YOU SAY:

BEFORE THE ACTIVITY: "Friends, come over here with me. What do you see? (Pause.) These look like lily pads!"

DURING THE ACTIVITY: "Do you see the numbers? Let's count together. (Count to seven as you point to each one.) Let's hop like frogs from one lily pad to the other as we count."

AFTER THE ACTIVITY: "How many times did we hop? (Pause.) Yes, seven! That was fun. In our true Bible story today, we'll hear about someone who also had to do something seven times. Let's go find out what he did!"

TRANSITION: Move to Worship and Story by continuing to hop like frogs.

BIBLE STORY

I can go God's way even when it's hard.

NAAMAN
2 KINGS 5:1-14

MEMORY VERSE

"God's way is perfect."

2 SAMUEL 22:31, NIRV

KEY QUESTION

Whose way is perfect?

BOTTOM LINE

God's way is perfect.

BASIC TRUTH

God made me.



WEEK
THREE
MAY

SMALL GROUP
PreK/K

PRELUDE

SOCIAL

WORSHIP

STORY

GROUPS

HOME

CREATING A SAFE PLACE TO CONNECT
25 MINUTES

MADE TO MOVE

an activity that uses a preschooler's natural desire to move to help them learn



1. SEVEN TIMES

[HEAR FROM GOD | MEMORY VERSE REVIEW]

WHAT YOU NEED: No supplies needed.

WHAT YOU DO:

BEFORE THE ACTIVITY: Have the children stand in front of you.

BIBLE STORY

I can go God's way even when it's hard.

NAAMAN
2 KINGS 5:1-14

DURING THE ACTIVITY: Say the memory verse with the children seven times in a row. Take a quick break then repeat. Try to say the verse faster each time you repeat the activity.

WHAT YOU SAY:

BEFORE THE ACTIVITY: "We have an awesome memory verse this month!"

DURING THE ACTIVITY: "Let's say it as fast as we can SEVEN TIMES! (Do activity.) Great job! Let's say it SEVEN TIMES again and try to do it even faster!" (Finish activity.)

AFTER THE ACTIVITY: "Our memory verse tells us that **God's way is perfect! Whose way is perfect? God's way is perfect!**"

MEMORY VERSE

"God's way is perfect."

2 SAMUEL 22:31, NIRV

KEY QUESTION

Whose way is perfect?

BOTTOM LINE

God's way is perfect.

BASIC TRUTH

God made me.



WEEK
THREE
MAY

SMALL GROUP
PreK/K

PRELUDE

SOCIAL

WORSHIP

STORY

GROUPS

HOME

CREATING A SAFE PLACE TO CONNECT
25 MINUTES

MADE TO MOVE

an activity that uses a preschooler's natural desire to move to help them learn



2. JUMP IN!

[TALK ABOUT GOD | BIBLE STORY REVIEW]

WHAT YOU NEED: Blue bed sheet

WHAT YOU DO:

DURING THE ACTIVITY: Spread the blue bedsheet out on the floor. Gather the children around the sheet. Direct the children to jump in the "water" seven times as your review

BIBLE STORY

I can go God's way even when it's hard.

NAAMAN
2 KINGS 5:1-14

the Bible story.

AFTER THE ACTIVITY: Talk about how Naaman trusted God's plan and did what He said, even though it was hard.

WHAT YOU SAY:

BEFORE THE ACTIVITY: "Hi, friends! We heard a story about how Naaman trusted God's plan, even when it was hard. Come stand around this sheet and we'll pretend it's water. Let's talk about Naaman."

MEMORY VERSE

"God's way is perfect."

2 SAMUEL 22:31, NIRV

DURING THE ACTIVITY: "In our Bible story, Naaman was sick. He had boo-boos all over his skin. He asked a man who loved God if God would help make his boo-boos better. The man told Naaman that God would help him. All he had to do was dip in the water seven times.

"Naaman thought the man would just make him better without him having to do anything. What if he dipped in the water and nothing happened? What if people laughed at him? This was going to be hard.

KEY QUESTION

Whose way is perfect?

"Naaman decided to JUMP, JUMP, and go God's way. Let's pretend we are Naaman, and this is water. Let's jump in this water seven times. Ready? (*Jump in and out each time you count.*) ONE! TWO! THREE! FOUR! FIVE! SIX! SEVEN!

BOTTOM LINE

God's way is perfect.

"Naaman went God's way, and God made his boo-boos all better! Yay! It may be hard sometimes, but **God's way is perfect**, all of the time!"

AFTER THE ACTIVITY: "Naaman was so glad he trusted that **God's way is perfect. Whose way is perfect? God's way is perfect!**"

BASIC TRUTH

God made me.



WEEK
THREE
MAY

SMALL GROUP
PreK/K

PRELUDE SOCIAL WORSHIP STORY GROUPS HOME

CREATING A SAFE PLACE TO CONNECT
25 MINUTES

MADE TO MOVE

an activity that uses a preschooler's natural desire to move to help them learn



4. OBSTACLE COURSE

[LIVE FOR GOD | APPLICATION ACTIVITY]

WHAT YOU NEED: Items from your classroom to create an obstacle course

WHAT YOU DO:

BEFORE THE ACTIVITY: Use three or four items from your classroom to set up a simple obstacle course.

BIBLE STORY

I can go God's way even when it's hard.

NAAMAN
2 KINGS 5:1-14

Ideas:

- Lay a book on the floor for children to hop over.
- Use a chair or the table for children to crawl under.
- Set up the trash can for children to walk around.
- Use tape to mark a zig-zag line on the floor that they must walk along.

Limit your obstacle course to three or four obstacles set up in a row in your activity area.

MEMORY VERSE

"God's way is perfect."

2 SAMUEL 22:31, NIRV

DURING THE ACTIVITY: Gather the children in your activity area. Introduce the obstacle course, pointing out each obstacle. Then "run" through the course to demonstrate each one to the children. Line the children up at the start and encourage them to move through the course, one at a time.

AFTER THE ACTIVITY: Enlist the children's help in moving all items (*expect the table; adults can do that*) back to their original spots for clean-up.

KEY QUESTION

Whose way is perfect?

WHAT YOU SAY:

BEFORE THE ACTIVITY: "Friends, come over here with me!"

DURING THE ACTIVITY: "Look! It's an obstacle course. Do you think you can make it through? It might be tough, but you can do it. Let me show you how. (*Demonstrate the course.*) Are you ready to give it a try? Remember, don't give up, even when it's hard!"

BOTTOM LINE

God's way is perfect.

AFTER THE ACTIVITY: "You did awesome! I'm proud of you for sticking with it, even when it was hard. We can do the same thing when it comes to going God's way! We can follow God and go God's way, even when it's hard. He will help us! **Whose way is perfect? God's way is perfect.**"

BASIC TRUTH

God made me.



WEEK
THREE
MAY

SMALL GROUP
PreK/K

PRELUDE

SOCIAL

WORSHIP

STORY

GROUPS

HOME

CREATING A SAFE PLACE TO CONNECT
25 MINUTES

MADE TO CREATE

an activity that allows preschoolers to review the Bible story, bottom line, or memory verse by creating a craft to take home



5. NAAMAN

[LIVE FOR GOD | APPLICATION ACTIVITY]

WHAT YOU NEED: "Naaman" Activity Page, white cardstock, scissors, jumbo craft sticks, clear tape, and cups

WHAT YOU DO:

BEFORE THE ACTIVITY: Copy "Naaman" on cardstock, one per child. Cut on the dotted lines only, NOT the solid line that joins the two pictures of Naaman. Cut a slit in the bottom of each cup.

DURING THE ACTIVITY: Help the children fold the cutout on the solid line. Place the craft stick inside the fold and secure it with the tape. Insert the stick into the slit in the cup.

AFTER THE ACTIVITY: Encourage the children to reenact the story by dipping sad Naaman in the water seven times then turning the craft stick to the happy Naaman with no spots.

WHAT YOU SAY:

BEFORE THE ACTIVITY: "We will make a Naaman that you can use to tell your family all about the Bible story we heard today."

DURING THE ACTIVITY: (*Do activity.*) "Now you can turn your Naaman to this side (*demonstrate the side with spots*) and say that Naaman had spots. Then, he followed God's way. Let's dip him in the water seven times. Now, we need to flip Naaman. (*Turn stick over to show happy Naaman.*) His spots went away!"

AFTER THE ACTIVITY: "We should always follow God's way, even when it's hard, because **God's way is perfect! Whose way is perfect? God's way is perfect!**"

BIBLE STORY

I can go God's way
even when it's hard.

NAAMAN
2 KINGS 5:1-14

MEMORY VERSE

"God's way is perfect."

2 SAMUEL 22:31, NIRV

KEY QUESTION

Whose way is perfect?

BOTTOM LINE

God's way is perfect.

BASIC TRUTH

God made me.



WEEK
THREE
MAY

SMALL GROUP
PreK/K

PRELUDE

SOCIAL

WORSHIP

STORY

GROUPS

HOME

CREATING A SAFE PLACE TO CONNECT
25 MINUTES

MADE TO REFLECT

an activity that encourages personal application and prayer



6. JOURNAL AND PRAYER

[PRAY TO GOD | PRAYER ACTIVITY]

BIBLE STORY

I can go God's way even when it's hard.

NAAMAN
2 KINGS 5:1-14

What you Need: Journal, Pen

What you Do: Go around the room asking each child if they have something they would like to pray about. If a child does not have anything to share, simply write their name down and draw a smiley face beside it.

MEMORY VERSE

"God's way is perfect."

2 SAMUEL 22:31, NIRV

"Dear God, we want to JUMP, JUMP, and go Your way, but sometimes it's hard. Please help [child's name] to [what they listed] and [child's name] to [what they listed]. *(Continue with each child.)* We know Your way is perfect, and it is always best to JUMP, JUMP, and go Your way. We love You, God. In Jesus' name, amen."

KEY QUESTION

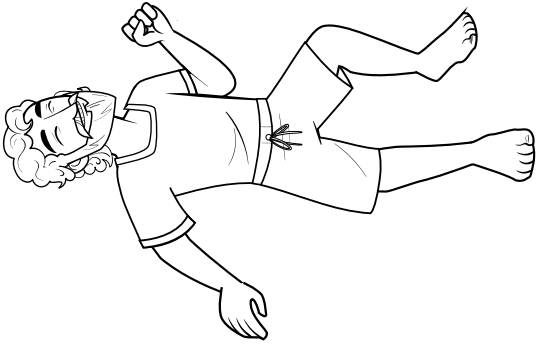
Whose way is perfect?

BOTTOM LINE

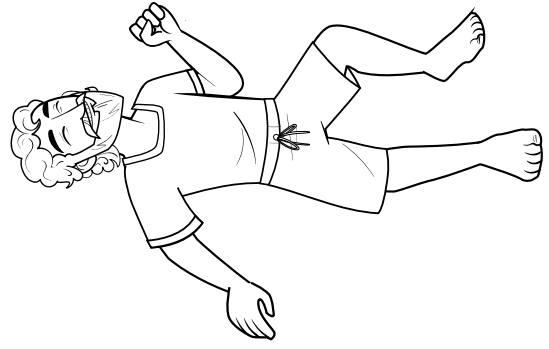
God's way is perfect.

BASIC TRUTH

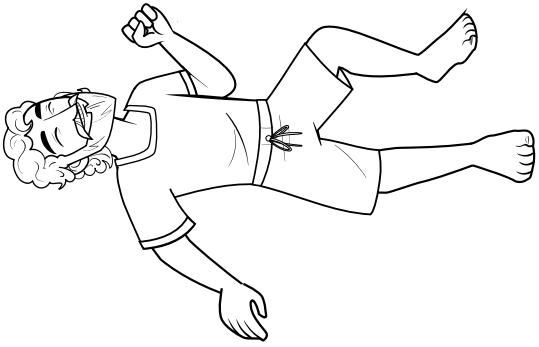
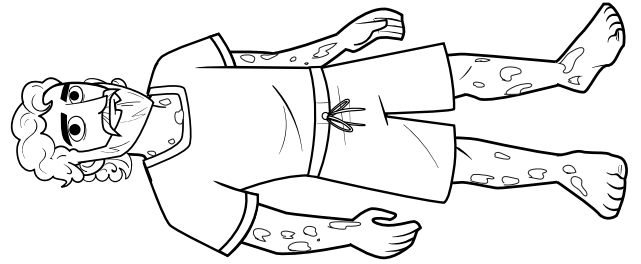
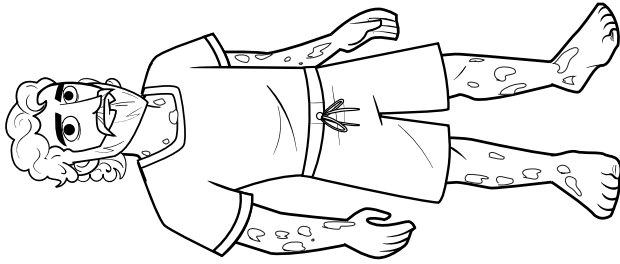
God made me.



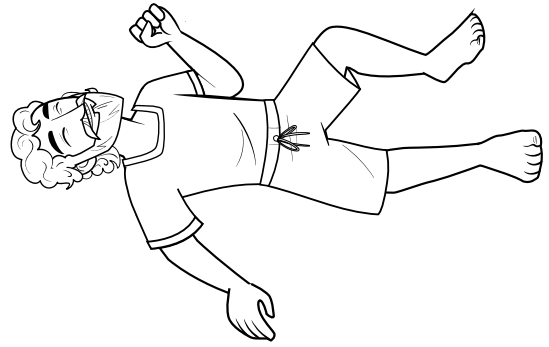
God's way is perfect.
Naaman • 2 Kings 5:1-14



God's way is perfect.
Naaman • 2 Kings 5:1-14



God's way is perfect.
Naaman • 2 Kings 5:1-14



God's way is perfect.
Naaman • 2 Kings 5:1-14

