



WEEK  
**TWO**  
MAY

SMALL GROUP  
**PreK/K**

PRELUDE

SOCIAL

WORSHIP

STORY

GROUPS

HOME

CREATING A SAFE PLACE TO CONNECT  
25 MINUTES

## MADE TO MOVE

an activity that uses a preschooler's natural desire to move to help them learn



## 1. MEMORY VERSE HOP

[HEAR FROM GOD | MEMORY VERSE REVIEW]

**WHAT YOU NEED:** "Memory Verse Words" Activity Page, cardstock, and floor tape

**WHAT YOU DO:**

**BEFORE THE ACTIVITY:** Copy "Memory Verse Words" on cardstock, one set per small group. Lay the memory verse words in verse order on the floor of your activity area, spacing them out so your preschoolers can easily hop from one word to another. Tape them to the floor.

**DURING THE ACTIVITY:** Review this month's memory verse with the motions first. Then have the children hope along the words of the verse as you repeat it together.

**AFTER THE ACTIVITY:** Pull up all the tape and words from the floor for clean-up.

**WHAT YOU SAY:**

**BEFORE THE ACTIVITY:** "We're learning a great verse this month about how God's way is perfect! Let's say it together with our motions.

"'God's way (point up) is perfect,' (two thumbs up) 2 Samuel 22:31." (Open hands like a book.)

**DURING THE ACTIVITY:** "Do you see these words on the floor? It's the words of our verse. See? Right here it says, 'God's way is perfect,' 2 Samuel 22:31. Let's hop along from word to word as we say the verse together. We can go one at a time so every friend has a turn."

**AFTER THE ACTIVITY:** "That was so fun! I'm so glad to know that I can go God's way because **God's way is perfect. Whose way is perfect? God's way is perfect!**"

## BIBLE STORY

I should go God's way.

**JONAH**  
**JONAH 1:1-3:10**

## MEMORY VERSE

"God's way is perfect."

**2 SAMUEL 22:31, NIRV**

## KEY QUESTION

Whose way is perfect?

## BOTTOM LINE

God's way is perfect.

## BASIC TRUTH

God made me.



WEEK  
**TWO**  
MAY

SMALL GROUP  
**PreK/K**

PRELUDE

SOCIAL

WORSHIP

STORY

GROUPS

HOME

CREATING A SAFE PLACE TO CONNECT  
25 MINUTES

## MADE TO IMAGINE

an activity that lets preschoolers pretend, imagine, and role play to enhance their learning



## 2. LIFT IT UP

[TALK ABOUT GOD | BIBLE STORY REVIEW]

**WHAT YOU NEED:** "Story Pages" Activity Pages, cardstock, construction paper, and tape

**WHAT YOU DO:**

**BEFORE THE ACTIVITY:** Copy "Story Pages" on cardstock, one set per small group. Tape the pages to the wall at preschooler level in story order. Tape a piece of construction paper over each story picture, with tape only at the top so they can be lifted from the bottom.

**DURING THE ACTIVITY:** Gather the children around the story pictures and sit down. As you review the Bible story, invite children to lift each piece of construction paper from the bottom to reveal the story picture.

**AFTER THE ACTIVITY:** Talk about how Jonah did not go God's way at first, but after seeing that God's way is perfect, he decides to go God's way.

**WHAT YOU SAY:**

**BEFORE THE ACTIVITY:** "Hi, friends! We heard an amazing story about why it is so important to go God's way. Come sit with me, and let's talk about it!"

**DURING THE ACTIVITY:** "There is something under these pages that will help us tell the Bible story we heard today. When I say your name, I want you to come lift the paper so we can see what's under it. Don't worry if you don't get a turn the first time we do it. We will do it again until everyone has had a turn.

"[Child's name], come lift this first paper, and let's see what's under it. (Pause.) Who was our story about today? (Pause.) Yes! Jonah. This is Jonah. God told Jonah to go to a city called Nineveh and tell them to JUMP, JUMP, and go God's way.

"[Child's name], come lift this next paper, and let's see what's under it. (Pause.) Oh, Jonah has a choice to make. Did Jonah go God's way to the city to tell the people to JUMP, JUMP, and go God's way, OR did he run away and get on a boat? (Pause.) We'll have to look at what's under the next paper to see if you're right.

"[Child's name], come lift this paper, and let's see what Jonah chose to do. (Pause.) Oh, no! Jonah is on a boat! God didn't tell Jonah to get on a boat. God told Jonah to go to the city and tell the people to JUMP, JUMP, and go God's way. What happened to Jonah when he was on that boat? (Pause.) Let's see if you're right, again.

"[Child's name], come lift this paper so we can see what happened to Jonah. (Pause.) Oh yeah, a big storm came. Jonah told the other people to throw him

### BIBLE STORY

I should go God's way.

**JONAH**  
**JONAH 1:1-3:10**

### MEMORY VERSE

"God's way is perfect."

**2 SAMUEL 22:31, NIRV**

### KEY QUESTION

Whose way is perfect?

### BOTTOM LINE

God's way is perfect.

### BASIC TRUTH

God made me.



WEEK  
**TWO**  
MAY

SMALL GROUP  
**PreK/K**

PRELUDE

SOCIAL

WORSHIP

STORY

GROUPS

HOME

CREATING A SAFE PLACE TO CONNECT  
25 MINUTES

## (2. LIFT IT UP, CONTINUED)

in the water. Jonah knew he had not gone God's way. God sent a BIG fish to help Jonah. The fish swallowed Jonah right up. While Jonah was inside the fish, he prayed to God and told Him he was sorry for not going His way. God made that fish spit Jonah right onto dry land.

"Okay, [child's name], let's see how this story ends. *(Pause.)* Look! What is Jonah doing? *(Pause.)* Yes! Jonah is doing what God told him to do. He went to the city and told the people to JUMP, JUMP, and go God's way! Finally!" *(Repeat if time allows.)*

**AFTER THE ACTIVITY:** "When God tells us to do something, we should JUMP, JUMP, and go God's way, because **God's way is perfect. Whose way is perfect? God's way is perfect!**"



WEEK  
**TWO**  
MAY

SMALL GROUP  
**PreK/K**

PRELUDE

SOCIAL

WORSHIP

STORY

GROUPS

HOME

CREATING A SAFE PLACE TO CONNECT  
25 MINUTES

## MADE TO THINK

an advanced activity specifically  
designed for older preschoolers



### 3. GO, GO JONAH

[LIVE FOR GOD | APPLICATION ACTIVITY]

**WHAT YOU NEED:** "Jonah Line Tangle" Activity Page,  
cardstock, and crayons

**WHAT YOU DO:** Copy "Jonah Line Tangle" on cardstock,  
one per child. Set the crayons on the table.

#### BIBLE STORY

I should go God's way.

**JONAH**  
**JONAH 1:1-3:10**

**DURING THE ACTIVITY:** Give each child an Activity Page. Point out Jonah at the bottom of the page and the "Nineveh" sign at the top. Talk about how Jonah didn't want to go God's way at first but eventually he did! He chose to go to Nineveh! Encourage the children to trace the lines with their crayons from Jonah to the Nineveh sign at the top of the page.

**AFTER THE ACTIVITY:** Make sure each child's name is on their page and set aside for pick up.

#### MEMORY VERSE

"God's way is perfect."

**2 SAMUEL 22:31, NIRV**

**WHAT YOU SAY:**

**DURING THE ACTIVITY:** "Do you see Jonah at the bottom of the page? When God first asked Jonah to go to Nineveh, did he go God's way? (Pause.) NO! Jonah didn't go God's way. But after a trip in the opposite direction, and some time inside the belly of a fish, Jonah decided to go to Nineveh. Jonah learned that he should go God's way. So, let's use our crayons to trace the lines to get Jonah to the Nineveh sign right here at the top of the page."

#### KEY QUESTION

Whose way is perfect?

**AFTER THE ACTIVITY:** "Great job, friends! Let's make sure your names are on your pages and we'll set them right over here for you to take home. When you show these off at home, let's tell everyone about how we should go God's way. Why? Because **God's way is perfect. Whose way is perfect? God's way is perfect!**"

#### BOTTOM LINE

God's way is perfect.

#### BASIC TRUTH

God made me.



WEEK  
**TWO**  
MAY

SMALL GROUP  
**PreK/K**

PRELUDE

SOCIAL

WORSHIP

STORY

GROUPS

HOME

CREATING A SAFE PLACE TO CONNECT  
25 MINUTES

## MADE TO MOVE

an activity that uses a preschooler's natural desire to move to help them learn



## 4. CAN YOU JUMP OVER IT?

[LIVE FOR GOD | APPLICATION ACTIVITY]

**WHAT YOU NEED:** Carpet squares or kitchen towels

**WHAT YOU DO:**

**BEFORE THE ACTIVITY:** Set the carpet squares or lay the kitchen towels out flat around your activity area.

### BIBLE STORY

I should go God's way.

**JONAH**  
**JONAH 1:1-3:10**

**DURING THE ACTIVITY:** Gather the children in your activity area. Challenge them to see if they can jump over each of the carpet squares or kitchen towels! Remind the children to choose one carpet square or towel and make sure no one else attempts to jump over it at the same time.

**AFTER THE ACTIVITY:** Pick up carpet squares or towels and set aside for clean-up.

### MEMORY VERSE

"God's way is perfect."

**2 SAMUEL 22:31, NIRV**

**WHAT YOU SAY:**

**BEFORE THE ACTIVITY:** "Friends, come stand over here with me! Do you think you can jump over these [carpet squares/towels]? Let's find out! Watch out for friends. Let's make sure only one of us jumps over it at a time."

**AFTER THE ACTIVITY:** "Great job, friends! You did it. You jumped right over those [carpet squares/towels] just as I asked! You followed my instructions and went my way. But guess what? There is someone even MORE important that we should follow! Can you guess who it is? (Pause.) Yes! We should go God's way because **God's way is perfect!** When you choose to go God's way, you'll always head in the right direction!"

### KEY QUESTION

Whose way is perfect?

### BOTTOM LINE

God's way is perfect.

### BASIC TRUTH

God made me.



WEEK  
**TWO**  
MAY

SMALL GROUP  
**PreK/K**

PRELUDE

SOCIAL

WORSHIP

STORY

GROUPS

HOME

CREATING A SAFE PLACE TO CONNECT  
25 MINUTES

## MADE TO REFLECT

an activity that encourages personal application and prayer



## 6. JOURNAL AND PRAYER

[PRAY TO GOD | PRAYER ACTIVITY]

### BIBLE STORY

I should go God's way.

**JONAH**  
**JONAH 1:1-3:10**

What you Need: Journal, Pen

What you Do: Go around the room asking each child if they have something they would like to pray about. If a child does not have anything to share, simply write their name down and draw a smiley face beside it.

### MEMORY VERSE

"God's way is perfect."

**2 SAMUEL 22:31, NIRV**

"Dear God, thank You for teaching us that Your way is perfect. Help us to JUMP, JUMP, and go your way. Help us go to (*read the list the children made*) and tell others to go your way, too, because **God's way is perfect!** We love You, God. In Jesus' name, amen."

### KEY QUESTION

Whose way is perfect?

### BOTTOM LINE

God's way is perfect.

### BASIC TRUTH

God made me.

# "God's

**way**



**perfect."**

# 2 Samuel 22:31

---

Memory Verse Words (5 of 5) • *Memory Verse Hop* • May Week 2


Copy on cardstock. One set of words per activity.


CURRICULUM FOR 3-5-YEAR-OLDS • ©2021 The reThink Group. All rights reserved. • [www.ThinkOrange.com](http://www.ThinkOrange.com)














**God's way is perfect.**

Jonah

Jonah 1:1-3:10