



WEEK
ONE
MAY

SMALL GROUP
PreK/K

PRELUDE

SOCIAL

WORSHIP

STORY

GROUPS

HOME

PROVIDING TIME FOR FUN INTERACTION
15 MINUTES

MADE TO MOVE

an activity that uses a preschooler's natural desire to move to help them learn



1. JUMP UP FRUIT

WHAT YOU NEED: "Fruit" Activity Page, brown butcher paper, scissors, markers, wall tape, and sticky tack or masking tape;

WHAT YOU DO:

BEFORE THE ACTIVITY: Copy "Fruit" and cut out, at least one cutout per child. Cut a three-foot piece of butcher paper. Place a small bit of sticky tack or a masking tape loop to the back of each piece of fruit. Draw the outline of a tree trunk and canopy on the brown butcher paper and cut out. Tape or stick the tree to the wall in your activity area. Make sure the tree is placed so that children will have to jump up to reach the canopy.

DURING THE ACTIVITY: Gather the children to stand in front of your butcher paper tree. Give each child a piece of fruit. Point out the sticky tack or tape on the back. Children will take turns standing in front of the tree to jump and stick their piece of fruit to the tree. Continue until all pieces of fruit are on the tree!

WHAT YOU SAY:

BEFORE THE ACTIVITY: "What do you see in these pictures? (Pause.) Fruit! These fruits grow in a garden. Let's see how we can jump, jump to put these pieces of fruit on our tree."

DURING THE ACTIVITY: "Let's go one at a time so each friend has a turn. [Child's name], you can go first. See the [tape/sticky tack] on the back? Let's jump, jump and put your fruit on the tree."

AFTER THE ACTIVITY: "Look at all these yummy fruits! You can find so many yummy things in a garden. In our Bible story today, we'll hear about a very special garden. Let's go!"

TRANSITION: Move to Worship and Story by jumping up to pick fruit off an imaginary tree as you travel. To make this as safe as possible, every few yards say, "STOP!" After the children stop walking say, "JUMP!" Then they jump up to grab their imaginary fruit.

BIBLE STORY

God's way is perfect.

IN THE GARDEN

GENESIS 1:31, 2:8-3:24

MEMORY VERSE

"God's way is perfect."

2 SAMUEL 22:31, NIRV

KEY QUESTION

Whose way is perfect?

BOTTOM LINE

God's way is perfect.

BASIC TRUTH

God made me.



WEEK
ONE
MAY

SMALL GROUP
PreK/K

PRELUDE

SOCIAL

WORSHIP

STORY

GROUPS

HOME

CREATING A SAFE PLACE TO CONNECT
25 MINUTES

MADE TO MOVE

an activity that uses a preschooler's natural desire to move to help them learn



1. MEMORY VERSE WITH MOTIONS

[HEAR FROM GOD | MEMORY VERSE REVIEW]

WHAT YOU NEED: No supplies needed.

WHAT YOU DO:

BEFORE THE ACTIVITY: Say the memory verse with the following motions in front of the children.

"God's way (*point up*) is perfect," (*two thumbs up*) 2

Samuel 22:31. (*Open hands like a book.*)

DURING THE ACTIVITY: Say the verse again with the motions and invite the children to do it with you. Repeat several times.

WHAT YOU SAY:

BEFORE THE ACTIVITY: "I'm going to say our new memory verse. Everyone, watch me! 'God's way (*point up*) is perfect,' (*two thumbs up*) 2 Samuel 22:31." (*Open hands like a book.*)

DURING THE ACTIVITY: "Now, let's do it together! Are you ready? 'God's way (*point up*) is perfect,' (*two thumbs up*) 2 Samuel 22:31." (*Open hands like a book.*)

AFTER THE ACTIVITY: "Our memory verse tells us that God's way is perfect! **Whose way is perfect? God's way is perfect!**"

BIBLE STORY

God's way is perfect.

IN THE GARDEN

GENESIS 1:31, 2:8-3:24

MEMORY VERSE

"God's way is perfect."

2 SAMUEL 22:31, NIRV

KEY QUESTION

Whose way is perfect?

BOTTOM LINE

God's way is perfect.

BASIC TRUTH

God made me.



WEEK
ONE
MAY

SMALL GROUP
PreK/K

PRELUDE

SOCIAL

WORSHIP

STORY

GROUPS

HOME

CREATING A SAFE PLACE TO CONNECT
25 MINUTES

MADE TO IMAGINE

an activity that lets preschoolers pretend, imagine, and role play to enhance their learning



2. HAPPY GARDEN

[TALK ABOUT GOD | BIBLE STORY REVIEW]

WHAT YOU NEED: No supplies needed.

WHAT YOU DO:

DURING THE ACTIVITY: Tell each child to pretend to be one part of the garden: blooming flowers, tall swaying trees, and lots of different animals. As the children pretend

to be their part, review the Bible story.

AFTER THE ACTIVITY: Talk about how God made a perfect garden, but Adam and Eve chose to do things their own way instead of going God's way.

WHAT YOU SAY:

BEFORE THE ACTIVITY: "Hi, friends! We heard a story about how God made the world. Let's tell the story together!"

DURING THE ACTIVITY: "In our Bible story, God made the world and a very special garden.

"God made flowers. You (*point to a child or children*) can pretend to be the flowers. Ball up then stretch high to the ceiling like you are blooming. (*Demonstrate.*)

"God made trees. You (*point to a child or children*) can pretend to be tall trees. Stand with your arms spread out and move side-to-side like your branches are blowing in the wind. (*Demonstrate.*)

"God made lots of animals. You (*point to a child or children*) can pretend to be animals. You can act like any animal you want because God made all of the animals.

"God saved the best for last—people! And the first people were named Adam and Eve. Now the garden was perfect. Show me your happy face because **God's way is perfect.** (*Look around.*) I see the flowers are smiling; and the trees are smiling; and the animals are smiling. It was a very happy garden.

"God told Adam and Eve that they could eat all of the food that grew in the garden except the food on one special tree. Adam and Eve had a choice. Do they go their way or JUMP, JUMP, and go God's way? What did Adam and Eve do? (*Pause.*) You're right. They went their way instead of God's way. Show me your sad face because Adam and Eve did not go God's way. (*Look around.*) I see the flowers are sad; and the trees are sad; and the animals are sad. Now it's a very sad garden."

BIBLE STORY

God's way is perfect.

IN THE GARDEN
GENESIS 1:31, 2:8-3:24

MEMORY VERSE

"God's way is perfect."

2 SAMUEL 22:31, NIRV

KEY QUESTION

Whose way is perfect?

BOTTOM LINE

God's way is perfect.

BASIC TRUTH

God made me.



WEEK
ONE
MAY

SMALL GROUP
PreK/K

PRELUDE

SOCIAL

WORSHIP

STORY

GROUPS

HOME

CREATING A SAFE PLACE TO CONNECT
25 MINUTES

(2. HAPPY GARDEN, CONTINUED)

AFTER THE ACTIVITY: "Adam and Eve did not go God's way, even though **God's way is perfect**. It was very sad. But we can still JUMP, JUMP, and go God's way! So, when I ask you, '**Whose way is perfect?**', I want you to say, '**God's way is perfect.**' Ready? **Whose way is perfect? God's way is perfect!**"



WEEK
ONE
MAY

SMALL GROUP
PreK/K

PRELUDE

SOCIAL

WORSHIP

STORY

GROUPS

HOME

CREATING A SAFE PLACE TO CONNECT
25 MINUTES

MADE TO MOVE

an activity that uses a preschooler's natural desire to move to help them learn



4. SIMON SAYS: JUMP, JUMP!

[LIVE FOR GOD | APPLICATION ACTIVITY]

WHAT YOU NEED: No supplies needed.

WHAT YOU DO:

BEFORE THE ACTIVITY: Gather the children to spread out in your activity area.

BIBLE STORY

God's way is perfect.

IN THE GARDEN

GENESIS 1:31, 2:8-3:24

DURING THE ACTIVITY: Lead the children in a game of "Simon Says." Remind them that you will call out different movements for them to complete. Make sure they listen for the words "Simon Says" first, before they copy you. If they don't hear "Simon Says," don't have them sit out, just remind them to listen carefully and keep playing.

WHAT YOU SAY:

BEFORE THE ACTIVITY: "Friends, come gather here with me! Everyone put your arms out to your sides like this so you can spread out. (*Demonstrate.*) Make sure you can't touch another friend when your arms are spread out wide. (*Pause.*) Great job! You can put your arms down."

DURING THE ACTIVITY: "Today, we'll play a game called 'Simon Says.' Raise your hand if you've ever played it. (*Pause.*) Great. You can put your hands down. I will lead us in a series of movements. I want you to do what I do but ONLY if I say, 'Simon Says' first. Ready? Okay, Simon says Jog in place. Great. Simon says Stop! Now, march. (*Pause.*) Uh-oh! Simon didn't say to march. Let's try that again. Simon says March!"

MOVEMENT IDEAS:

Jog in place
March
Circle your arms
Stomp your feet
Touch your toes
Pat your shoulders, head, tummy etc.
Clap your hands
Spin in a circle two times
Say, "Hello" as you wave to a friend
Play air guitar (*you will need to demonstrate this*)

AFTER THE ACTIVITY: "That was so fun! You did an awesome job of listening! In our Bible story today, we learned that **God's way is perfect!** That's why it's super important that we listen to God and go God's way. Tell me, **whose way is perfect? God's way is perfect!**"

MEMORY VERSE

"God's way is perfect."

2 SAMUEL 22:31, NIRV

KEY QUESTION

Whose way is perfect?

BOTTOM LINE

God's way is perfect.

BASIC TRUTH

God made me.



WEEK
ONE
MAY

SMALL GROUP
PreK/K

PRELUDE SOCIAL WORSHIP STORY GROUPS HOME

CREATING A SAFE PLACE TO CONNECT
25 MINUTES

MADE TO CREATE
an activity that allows preschoolers to review the Bible story, bottom line, or memory verse by creating a craft to take home



5. POPSICLE STICK GARDEN

[LIVE FOR GOD | APPLICATION ACTIVITY]

WHAT YOU NEED: "Popsicle Stick Garden Label" Activity Page; Avery® #5160 labels or equivalent; paper plates; popsicle sticks; crayons and/or washable markers; mini cupcake liners; glue sticks; and a permanent marker

WHAT YOU DO:

BEFORE THE ACTIVITY: Copy "Popsicle Stick Garden Label" on label paper, one per child. Write child's name on their plate.

DURING THE ACTIVITY: Encourage children to color their paper plate to look like the earth and sky. Color the popsicle sticks green if desired and glue to their plate. Glue cupcake liners on for flowers. Add the label to their plate.

AFTER THE ACTIVITY: Review the story.

WHAT YOU SAY:

BEFORE THE ACTIVITY: "We heard a story today about a special garden—the first garden God ever made. There were plants, flowers, and trees. It was perfect. Let's make a garden of our own."

DURING THE ACTIVITY: "Color your plate to look like the sky and the ground. (Pause.) Let's use these popsicle sticks for the stems of the flowers. You can color them green or leave them plain then glue them to your plate garden. (Pause.) These cupcake liners look like flowers. Glue them to your popsicle sticks. (Pause.) Add your label. It tells you where to find today's story in the Bible. (Pause.) What a pretty garden you've planted!"

AFTER THE ACTIVITY: "God filled the garden with plants, flowers, and trees. Some of them grew food that you could eat. There were so many animals. It was perfect! God made it all. But, He wasn't done. God made people, Adam and Eve, to watch over the animals and the garden. God gave them one rule. He told them to never, ever eat the fruit from one tree . . . but they did. They didn't do things God's way, so God sent them out of the garden and everything became harder because they didn't obey God. Everything would have been better if they had only followed God's way, because God's way is perfect."

Whose way is perfect? God's way is perfect."

BIBLE STORY

God's way is perfect.

IN THE GARDEN
GENESIS 1:31, 2:8-3:24

MEMORY VERSE

"God's way is perfect."

2 SAMUEL 22:31, NIRV

KEY QUESTION

Whose way is perfect?

BOTTOM LINE

God's way is perfect.

BASIC TRUTH

God made me.



WEEK
ONE
MAY

SMALL GROUP
PreK/K

PRELUDE

SOCIAL

WORSHIP

STORY

GROUPS

HOME

CREATING A SAFE PLACE TO CONNECT
25 MINUTES

MADE TO REFLECT

an activity that encourages personal application and prayer



6. JOURNAL AND PRAYER

[PRAY TO GOD | PRAYER ACTIVITY]

BIBLE STORY

God's way is perfect.

IN THE GARDEN
GENESIS 1:31, 2:8-3:24

What you need: Journal, pen

What you do: Go around the room asking each child if they have a prayer request they would like to share. Write down the requests in the prayer journal. If a child does not have anything to share, simply put a smiley face by their name.

MEMORY VERSE

"God's way is perfect."

2 SAMUEL 22:31, NIRV

SGL: "Dear God, thank You for making this amazing world and everything in it. We especially want to thank You for all of the yummy foods You made. [Child's name] wants to thank You for making [food they named]. (Continue with each child's name and the food listed.) Please help us trust that Your way is perfect and to go Your way. We love You, God. In Jesus' name, amen."

KEY QUESTION







Whose way is perfect?

BOTTOM LINE

God's way is perfect.

BASIC TRUTH

God made me.



God's way is perfect.
In the Garden
Genesis 1:31, 2:8-3:24

God's way is perfect.
In the Garden
Genesis 1:31, 2:8-3:24

God's way is perfect.
In the Garden
Genesis 1:31, 2:8-3:24

God's way is perfect.
In the Garden
Genesis 1:31, 2:8-3:24

God's way is perfect.
In the Garden
Genesis 1:31, 2:8-3:24

God's way is perfect.
In the Garden
Genesis 1:31, 2:8-3:24

God's way is perfect.
In the Garden
Genesis 1:31, 2:8-3:24

God's way is perfect.
In the Garden
Genesis 1:31, 2:8-3:24

God's way is perfect.
In the Garden
Genesis 1:31, 2:8-3:24

God's way is perfect.
In the Garden
Genesis 1:31, 2:8-3:24

God's way is perfect.
In the Garden
Genesis 1:31, 2:8-3:24

God's way is perfect.
In the Garden
Genesis 1:31, 2:8-3:24

God's way is perfect.
In the Garden
Genesis 1:31, 2:8-3:24

God's way is perfect.
In the Garden
Genesis 1:31, 2:8-3:24

God's way is perfect.
In the Garden
Genesis 1:31, 2:8-3:24

God's way is perfect.
In the Garden
Genesis 1:31, 2:8-3:24

God's way is perfect.
In the Garden
Genesis 1:31, 2:8-3:24

God's way is perfect.
In the Garden
Genesis 1:31, 2:8-3:24

God's way is perfect.
In the Garden
Genesis 1:31, 2:8-3:24

God's way is perfect.
In the Garden
Genesis 1:31, 2:8-3:24

God's way is perfect.
In the Garden
Genesis 1:31, 2:8-3:24

God's way is perfect.
In the Garden
Genesis 1:31, 2:8-3:24

God's way is perfect.
In the Garden
Genesis 1:31, 2:8-3:24

God's way is perfect.
In the Garden
Genesis 1:31, 2:8-3:24

God's way is perfect.
In the Garden
Genesis 1:31, 2:8-3:24

God's way is perfect.
In the Garden
Genesis 1:31, 2:8-3:24

God's way is perfect.
In the Garden
Genesis 1:31, 2:8-3:24

THIS ROW OF LABELS INTENTIONALLY LEFT BLANK

Memory Verse
May 2021

"God's way is perfect."
2 Samuel 22:31, NIV

"God's way
(Point up.)

is perfect."
(Two thumbs up.)

2 Samuel 22:31
(Open your hands like a book.)

Memory Verse
May 2021

"God's way is perfect."
2 Samuel 22:31, NIV

"God's way
(Point up.)

is perfect."
(Two thumbs up.)

2 Samuel 22:31
(Open your hands like a book.)

Memory Verse
May 2021

"God's way is perfect."
2 Samuel 22:31, NIV

"God's way
(Point up.)

is perfect."
(Two thumbs up.)

2 Samuel 22:31
(Open your hands like a book.)

Memory Verse
May 2021

"God's way is perfect."
2 Samuel 22:31, NIV

"God's way
(Point up.)

is perfect."
(Two thumbs up.)

2 Samuel 22:31
(Open your hands like a book.)