



WEEK
TWO
MAY

SMALL GROUP

2/3

PRELUDE

SOCIAL

WORSHIP

STORY

GROUPS

HOME

PROVIDING TIME FOR FUN INTERACTION
15 MINUTES

MADE TO MOVE

an activity that uses a preschooler's natural desire to move to help them learn



1. BOAT JUMP

WHAT YOU NEED: Floor tape

WHAT YOU DO:

BEFORE THE ACTIVITY: Tape a boat on the floor in the activity area.

DURING THE ACTIVITY: Invite the children to stand in the boat and jump out. As the children jump out, ask them to say, "Go God's way."

AFTER THE ACTIVITY: Encourage the children to jump back into the boat and repeat several times.

WHAT YOU SAY:

BEFORE THE ACTIVITY: "Look, a boat!" (*Point.*)

DURING THE ACTIVITY: "Let's all get into the boat then jump out! When we jump, we can tell everyone that we will go God's way! I'll go first! (*Get into boat and jump out.*) GO GOD'S WAY! Let's all jump and tell everyone to go God's way." (*Do activity.*)

AFTER THE ACTIVITY: "Great job! Today in our Bible story, we'll hear about a man named Jonah. Let's see if He goes God's way!"

TRANSITION: Move to Worship and Story by jumping to the story area.

BIBLE STORY

I should go God's way.

JONAH

JONAH 1:1-3:10

MEMORY VERSE

"God's way is perfect."

2 SAMUEL 22:31, NIRV

KEY QUESTION

Whose way is perfect?

BOTTOM LINE

God's way is perfect.

BASIC TRUTH

God made me.



WEEK
TWO
MAY

SMALL GROUP

2/3

PRELUDE

SOCIAL

WORSHIP

STORY

GROUPS

HOME

PROVIDING TIME FOR FUN INTERACTION
15 MINUTES

MADE TO PLAY

an activity that encourages preschoolers to follow guidelines while having fun and learning new concepts



2. FISH MATCH

WHAT YOU NEED: "Fish Bowls" and "Mini Fish" Activity Pages, white cardstock, six different colors of cardstock (green, blue, red, yellow, orange, and purple), and scissors

WHAT YOU DO:

BEFORE THE ACTIVITY: Copy "Fish Bowls" on the white cardstock and cut on the dotted lines, one set per activity

(six bowls). Be sure to print the bowls on a color printer. Place the bowls face up on a table or floor in the activity area. Copy "Mini Fish" on the colored cardstock and cut out on the dotted lines using straight line cuts, one set of each color.

DURING THE ACTIVITY: Place all of the cut fish in a large pile in the middle of the table or floor near the bowls. Invite the children to choose a fish and decide what bowl they belong in by matching the colors, i.e., blue fish swim in the blue bowl; red fish swim in the red bowl. Repeat the activity until all of the fish are swimming in the correct bowl.

WHAT YOU SAY:

BEFORE THE ACTIVITY: "Hello, friends! We have so many fish that need to go swimming!" (Point.)

DURING THE ACTIVITY: "Let's work together and match each fish with the correct fish bowl. If you see a blue fish, try to find the blue fish bowl where he can swim! (Do activity.) Great job! Let's match all of the fish to their bowl." (Continue and finish activity.)

AFTER THE ACTIVITY: "Yay! All of the fish are happily swimming in their fish bowls! Nice work! Today in our Bible story, we'll hear about a really BIG fish! I am so excited to hear our Bible story today!"

TRANSITION: Move to Worship and Story by swimming like fish to the story area.

BIBLE STORY

I should go God's way.

JONAH

JONAH 1:1-3:10

MEMORY VERSE

"God's way is perfect."

2 SAMUEL 22:31, NIRV

KEY QUESTION

Whose way is perfect?

BOTTOM LINE

God's way is perfect.

BASIC TRUTH

God made me.



WEEK
TWO
MAY

SMALL GROUP

2/3

PRELUDE

SOCIAL

WORSHIP

STORY

GROUPS

HOME

CREATING A SAFE PLACE TO CONNECT
25 MINUTES

MADE TO MOVE

an activity that uses a preschooler's natural desire to move to help them learn



1. SWIMMING VERSE

[HEAR FROM GOD | MEMORY VERSE REVIEW]

WHAT YOU NEED: No supplies needed.

WHAT YOU DO:

BEFORE THE ACTIVITY: Say the memory verse with the children.

BIBLE STORY

I should go God's way.

JONAH
JONAH 1:1-3:10

DURING THE ACTIVITY: Invite the children to say the memory verse as they pretend to swim like fish around the activity area. When they finish saying the verse, encourage the children to make a fish face. Repeat several times.

WHAT YOU SAY:

BEFORE THE ACTIVITY: "Let's say our memory verse together! 'God's way is perfect,' 2 Samuel 22:31. Great job!"

DURING THE ACTIVITY: "Now, let's be fish! Let's swim like fish all over the room while we say our memory verse! (*Do activity.*) Way to go! Let me see your best fish face. (*Demonstrate.*) Awesome! Let's swim and say our memory verse again!" (*Finish activity.*)

AFTER THE ACTIVITY: "Our memory verse tells us that God's way is perfect! We can always follow God's way! **Whose way is perfect? God's way is perfect!**"

MEMORY VERSE

"God's way is perfect."

2 SAMUEL 22:31, NIRV

KEY QUESTION

Whose way is perfect?

BOTTOM LINE

God's way is perfect.

BASIC TRUTH

God made me.



WEEK
TWO
MAY

SMALL GROUP

2/3

PRELUDE

SOCIAL

WORSHIP

STORY

GROUPS

HOME

CREATING A SAFE PLACE TO CONNECT
25 MINUTES

MADE TO MOVE

an activity that uses a preschooler's natural desire to move to help them learn



2. I'M JONAH

[TALK ABOUT GOD | BIBLE STORY REVIEW]

WHAT YOU NEED: No supplies needed.

WHAT YOU DO:

DURING THE ACTIVITY: Tell the children that everyone will pretend they are Jonah. Lead them in doing the following actions as you review the Bible story.

BIBLE STORY

I should go God's way.

JONAH
JONAH 1:1-3:10

1. Run in place.
2. Rock side-to-side in a boat.
3. Make fish faces and fins with your hands.
4. Run in place.
5. Cheer!

AFTER THE ACTIVITY: Talk about how Jonah learned that we should always go God's way.

MEMORY VERSE

"God's way is perfect."

2 SAMUEL 22:31, NIRV

WHAT YOU SAY:

BEFORE THE ACTIVITY: "I'm so glad you're here! I have a fun way for us to talk about today's Bible story."

DURING THE ACTIVITY: "We will pretend we are Jonah from the Bible story today. Point to yourself and say, 'I'm Jonah!' (Repeat with children.) I'm Jonah! Nice to meet you, Jonah! Ok, now just do what I do."

KEY QUESTION

Whose way is perfect?

"First, run in place, like this. (Run in place.) Jonah ran away when God told Him to go tell the people in Nineveh to go God's way.

"Jonah ran and got in a boat. (Rock side-to-side.) The boat rocked harder and harder (rock side-to-side in a bigger motion) because a big storm came. Jonah told the people that God sent the storm because He did not go God's way. Jonah told the people to throw him in the water. And they did!

BOTTOM LINE

God's way is perfect.

"Then God sent a HUGE fish to swallow Jonah! (Make a fish face and fins with your hands.) Jonah was safe inside the fish. Jonah prayed to God and told Him he was sorry for not going God's way. God made the huge fish spit Jonah out on dry land.

BASIC TRUTH

God made me.

"When Jonah got out of the fish, he started running again! (Run in place.) This time he ran straight to Nineveh where God told him to go. He told the people to go God's way. And they did!

(Cheer with fist pumps or jumping up and down.) "Yay! Jonah told the people to go God's way." (Repeat.)

AFTER THE ACTIVITY: "Jonah did NOT want to go God's way, at first, but he learned that he SHOULD go God's way, because **God's way is perfect. Whose way is perfect? God's way is perfect!**"



WEEK
TWO
MAY

SMALL GROUP

2/3

PRELUDE

SOCIAL

WORSHIP

STORY

GROUPS

HOME

CREATING A SAFE PLACE TO CONNECT
25 MINUTES

MADE TO MOVE

an activity that uses a preschooler's natural desire to move to help them learn



3. PARACHUTE

[LIVE FOR GOD | APPLICATION ACTIVITY]

WHAT YOU NEED: Plastic fish, male Little People® figure, and a parachute or sheet

WHAT YOU DO:

BEFORE THE ACTIVITY: Lay the parachute flat on the floor. Place the fish on top of the parachute.

DURING THE ACTIVITY: Ask the children to stand around the parachute with you and invite them to each pick up a section of the parachute. Invite the children to shake their arms so that the parachute moves very fast while moving the fish. Retell the Bible story as the parachute moves. When you get to the part of Jonah jumping into the water, toss the figure onto the parachute and continue telling the story. Then, walk in to the center to put the figure in the middle of the parachute. At the end of the story, ask the children to lay down the parachute. Remove the figure and place it on the floor.

WHAT YOU SAY:

BEFORE THE ACTIVITY: "We heard an amazing story from the Bible today!"

DURING THE ACTIVITY: "Let's act-out the Bible story with our parachute! (Place the fish on the parachute.) Move your arms super-fast so the fish can swim. (Do activity.) God told Jonah to go His way, but Jonah didn't want to. He wanted to go his own way. So instead of going to tell the people that God's way is perfect, he went sailing on a boat. God sent a storm and Jonah jumped off the boat into the water! (Toss the figure onto the parachute.) Jonah was in the water with the fish, and a HUGE fish swallowed him! (Encourage children to walk to the center holding the parachute to swallow Jonah up.) Jonah was in the belly of the fish. Jonah knew that he had done wrong, and he prayed to God. God heard Jonah and had the fish spit Jonah out on dry land. (Walk back apart, lay down chute, and remove the figure.) Jonah went God's way because **God's way is perfect!**"

AFTER THE ACTIVITY: "Awesome job! **Whose way is perfect? God's way is perfect!**"

BIBLE STORY

I should go God's way.

JONAH
JONAH 1:1-3:10

MEMORY VERSE

"God's way is perfect."

2 SAMUEL 22:31, NIRV

KEY QUESTION

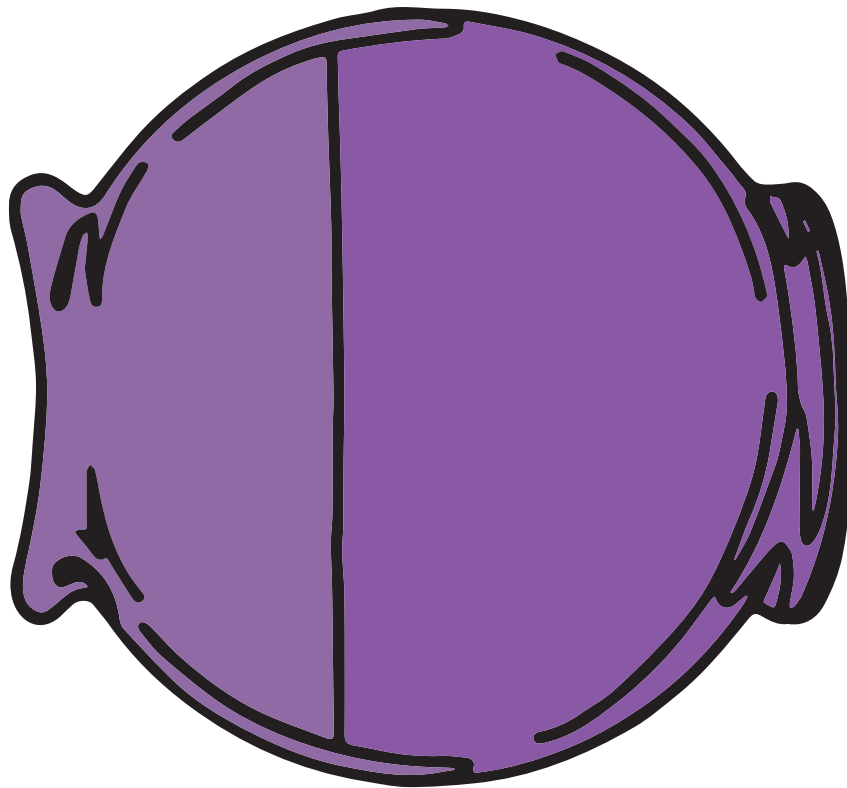
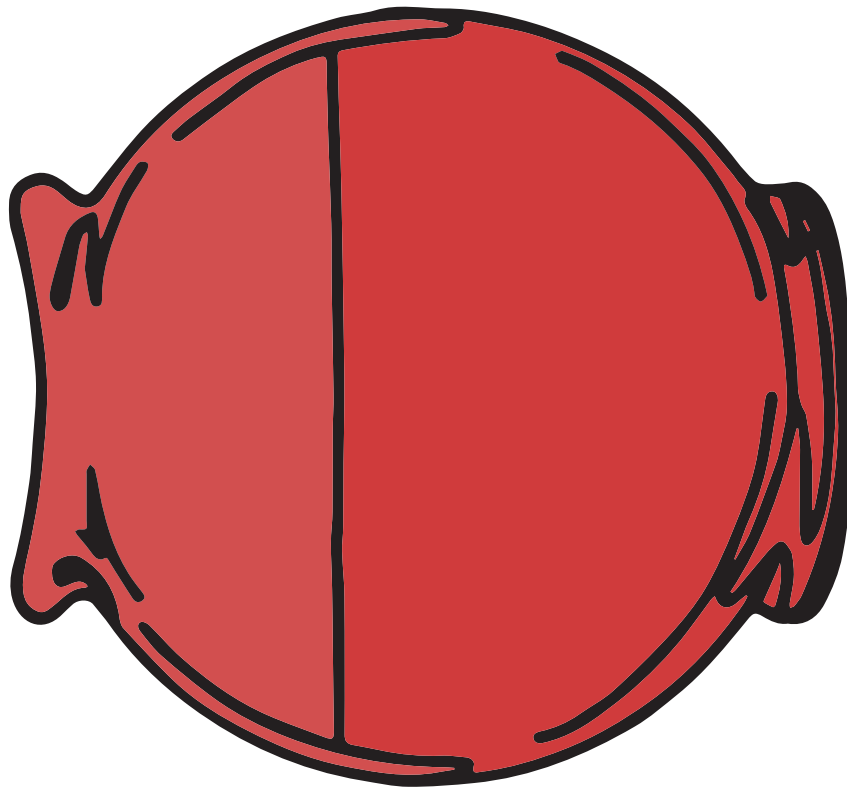
Whose way is perfect?

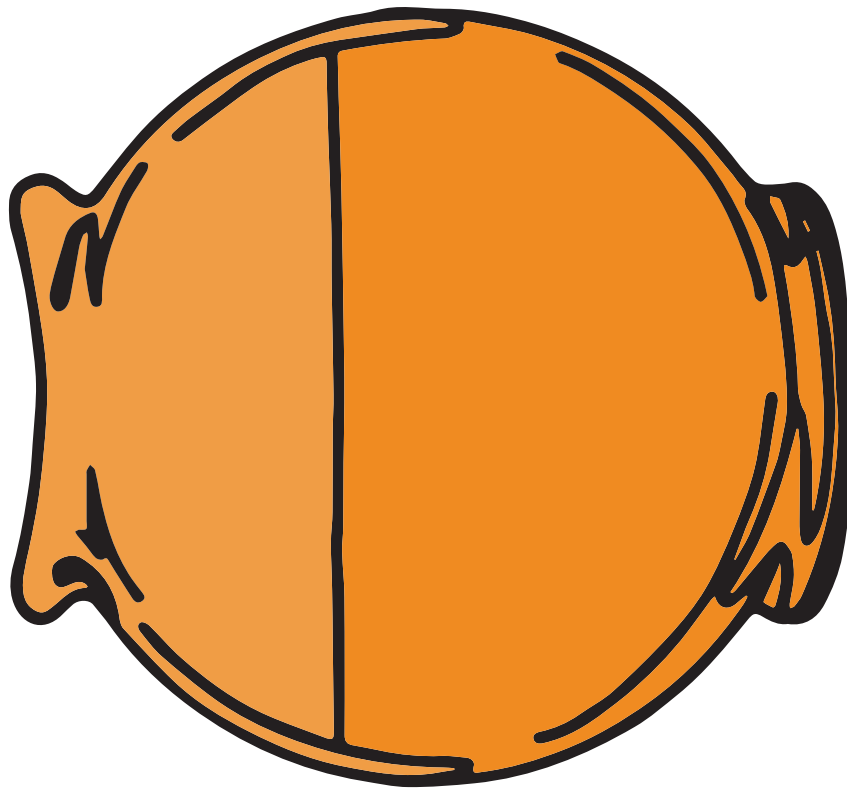

BOTTOM LINE

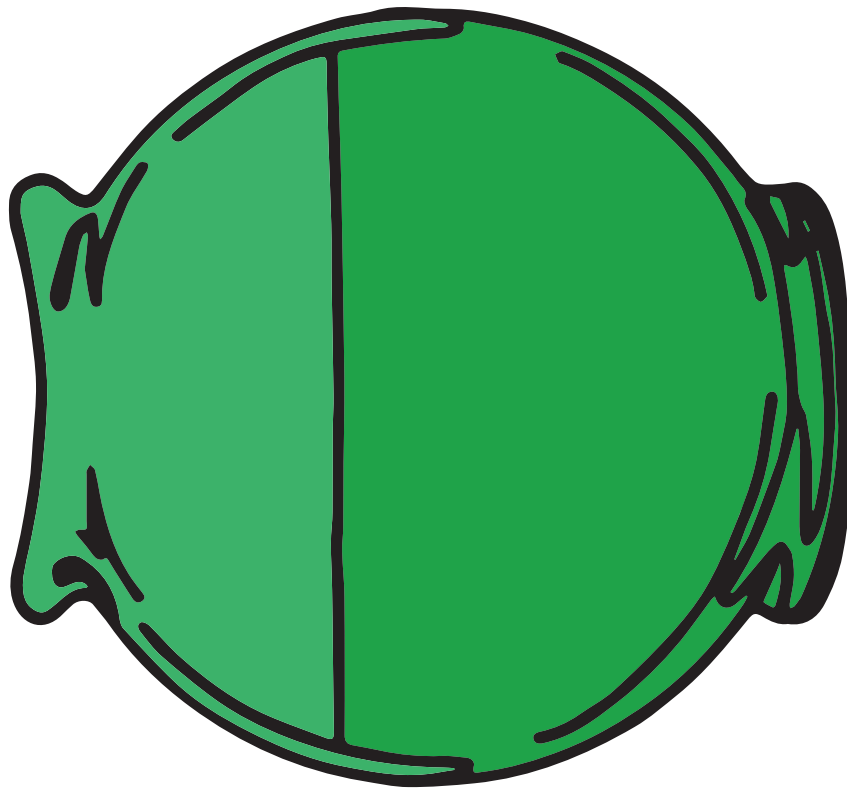
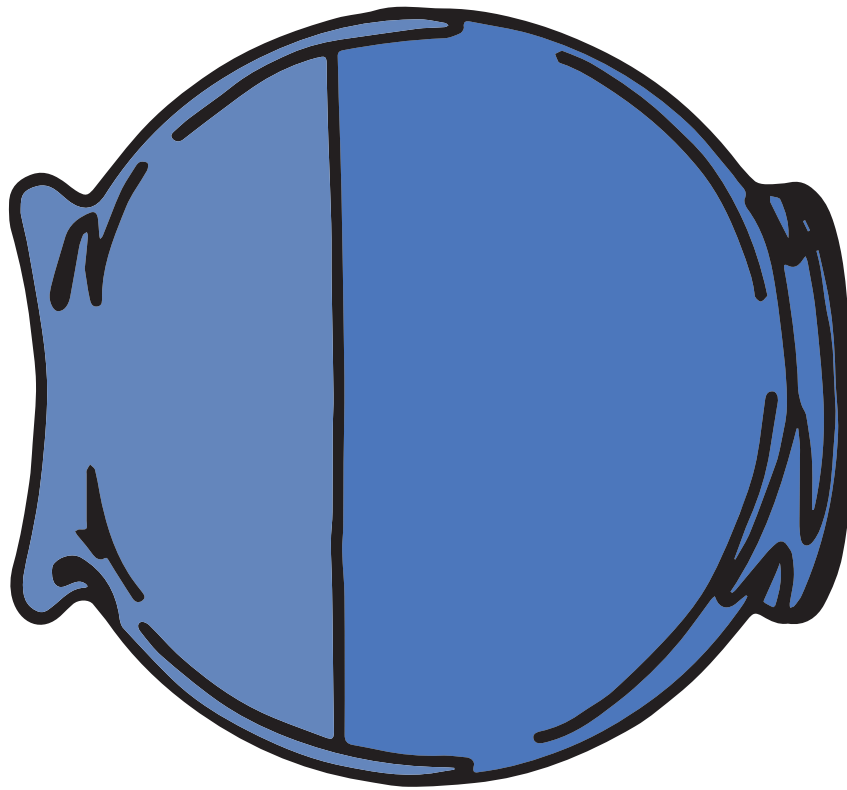
God's way is perfect.


BASIC TRUTH

God made me.









Mini Fish • Fish Match • May Week 2

Copy one page per color of cardstock (red, blue, yellow, green, orange, and purple) and cut on dotted lines. Six pages of cutouts per group.
CURRICULUM FOR 2-YEAR-OLDS • ©2021 The reThink Group. All rights reserved. • www.ThinkOrange.com